How Smart is Smart Growth?

John A. Charles, Jr.
Cascade Policy Institute
November 12, 2006

Comparisons by Mode, 2002

	Bus	Commuter Rail	Heavy Rail	Light Rail
Fares as % of total expense	23%	27%	28%	9%
Total expense / passenger mile	$0.80	$0.57	$0.65	$1.75
Total expense/ vehicle hour	$96.22	$611.50	$275.99	$610.20
Vehicle mph	13.2	32.2	19.4	14.9
Serious crimes/ 100 million passenger miles	24.2	29.1	86.7	106.7

Source: Public Transportation Fact Book, 2002

Average Construction Costs/Daily Trip for Alternative Transportation Investments Percent of LRT

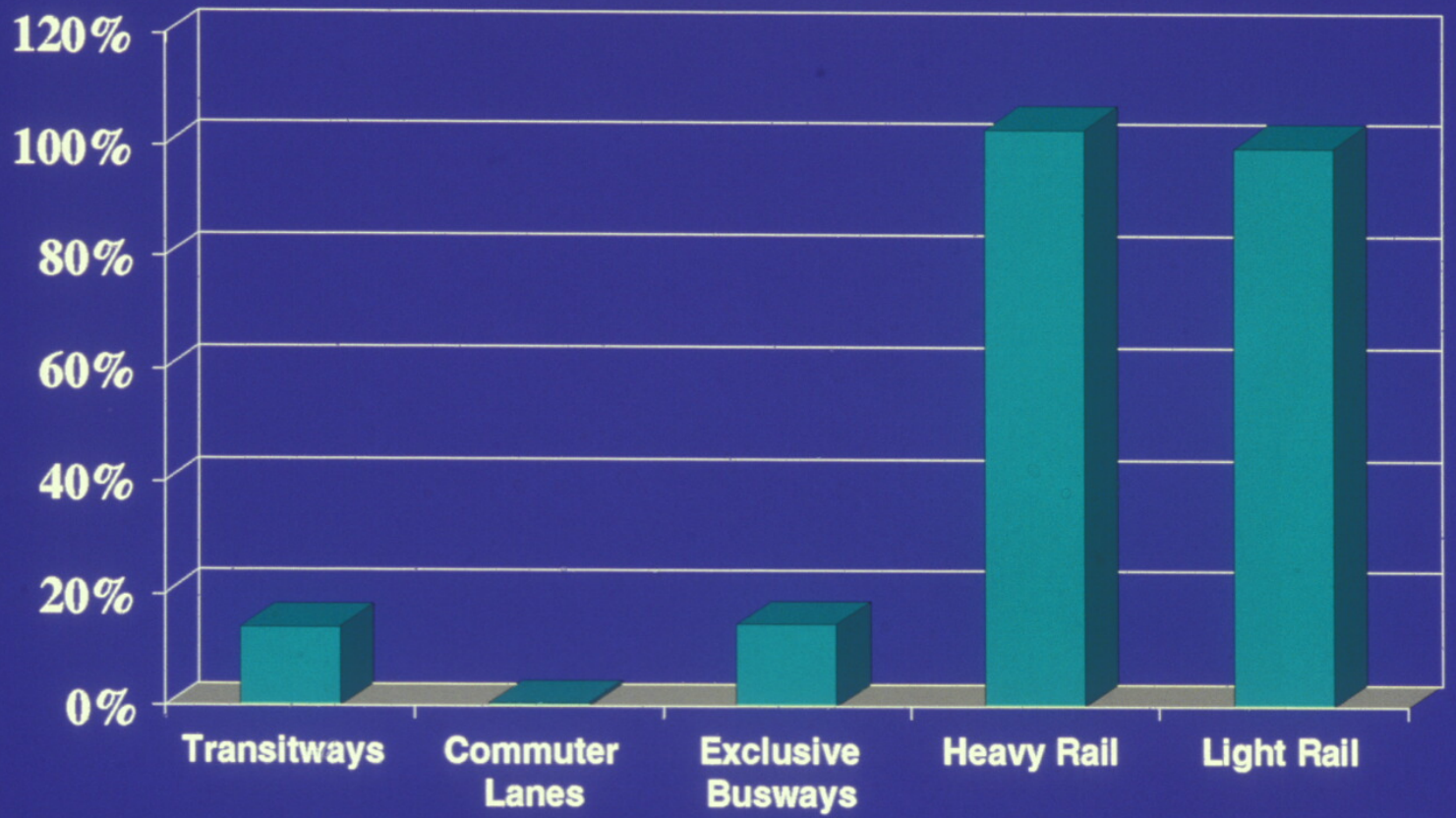

Source: Kain, 1999

Cascade Policy Institute

BTU / Passenger-Mile, 1970-2003

	Cars	Transit Buses	Inter-City Buses	Inter-City Amtrak	Rail Transit	Commuter Rail
1970	4,868	2,472	1,674	_____	2,543	_____
1980	4,729	2,813	1,082	3,176	3,008	_____
1990	3,856	3,794	962	2,731	3,453	3,068
2000	3,864	4,515	932	3,105	3,105	2,759
2003	3,541	4,160	932	3,935	3,228	2,751

Source: Transportation Energy Data Book, 2005

OREGON
MOTEL
PARKING

Projected Increases in North Portland Congestion From LRT

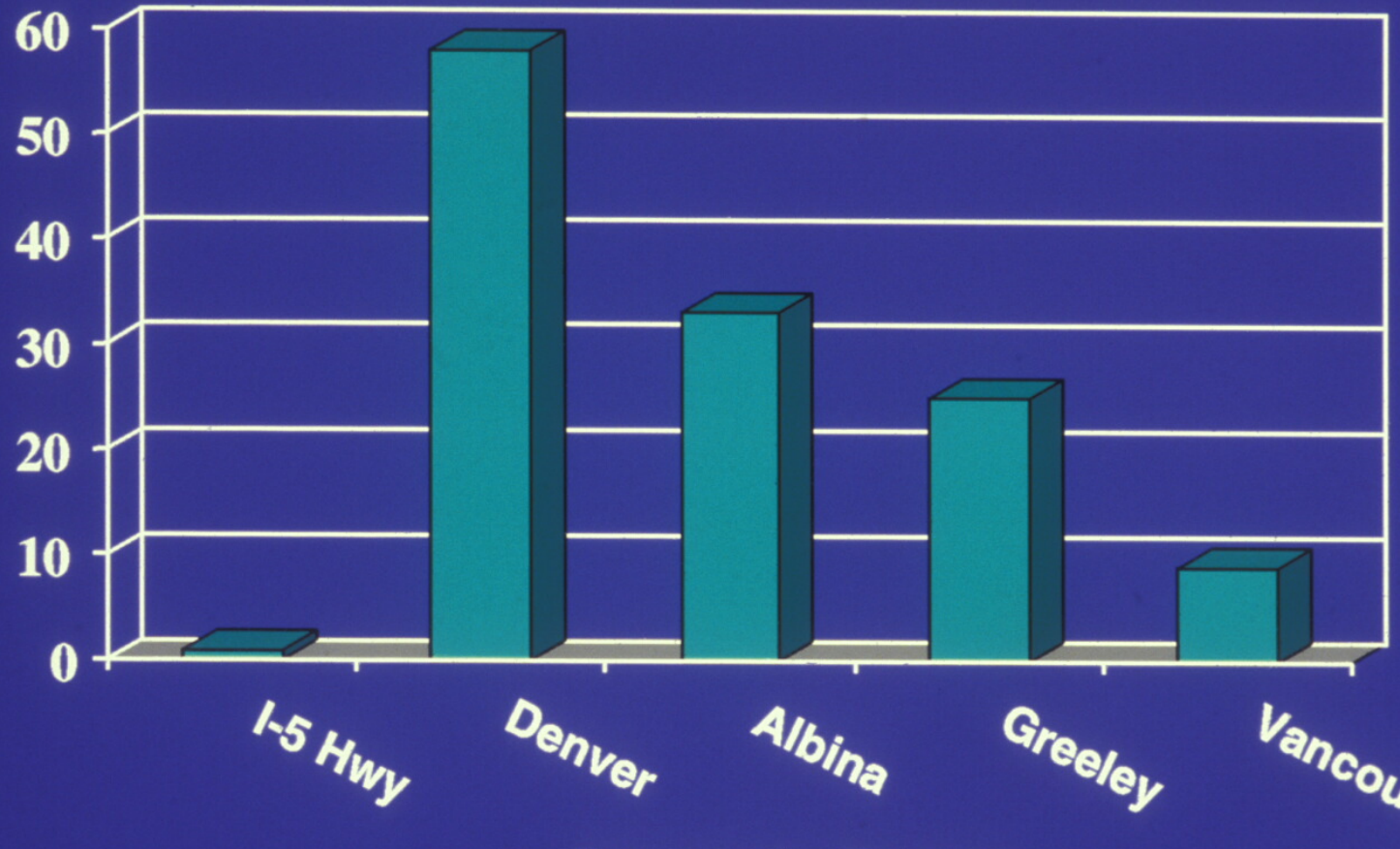

Source: Mildner., 1999

Cascade Policy Institute

Marginal Cost per Additional Transit Trip for North Portland Light Rail

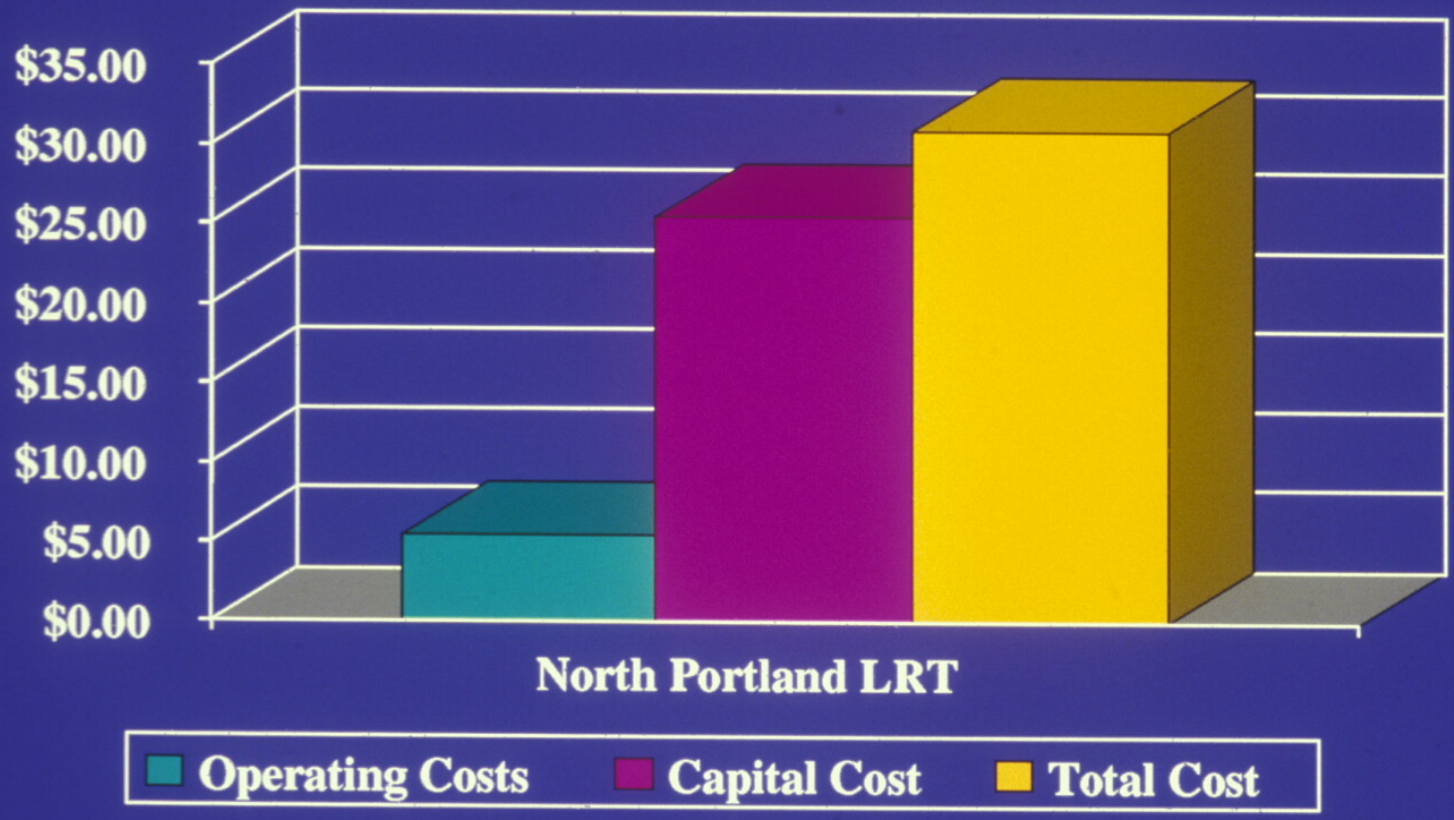

Source: Mildner, 1999

Cascade Policy Institute

The Cost of Density:
Development Cost/Square Foot by Building Height

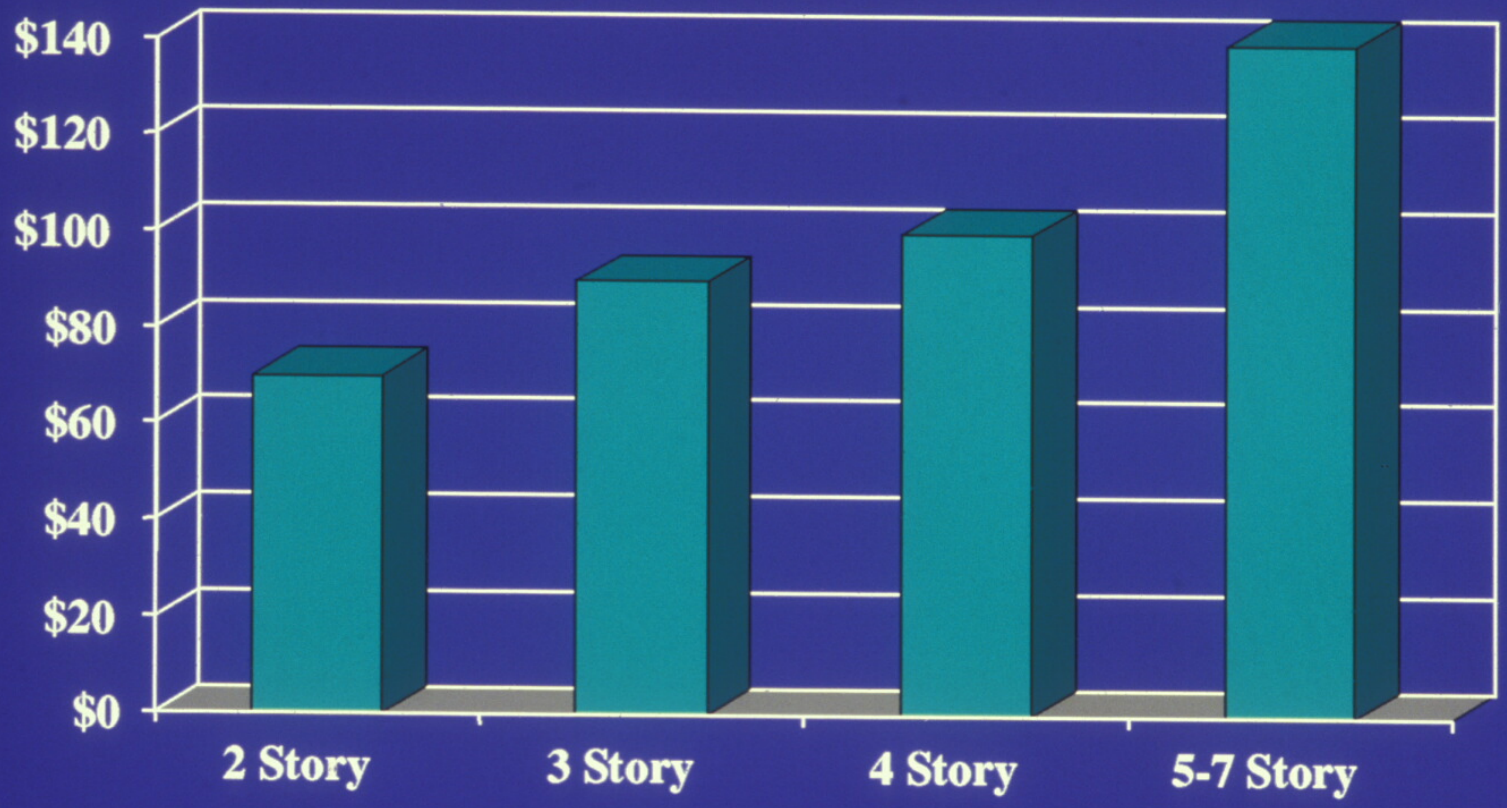

Source: Wm. White et al., 1997

Cascade Policy Institute

Development Cost/Square Foot by Density

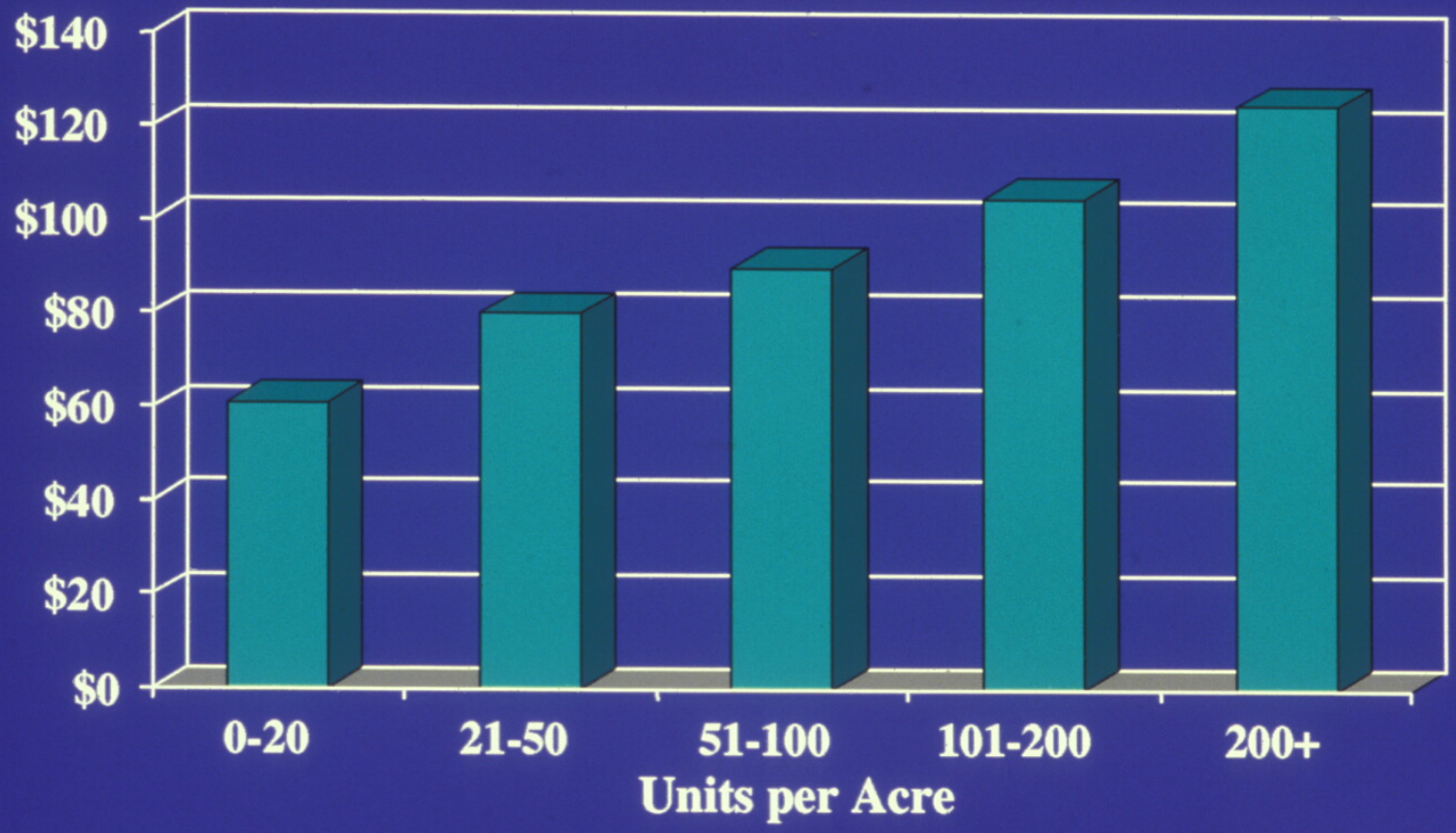

Source: Wm. White et al., 1997

Cascade Policy Institute

Civic Stadium

PEPSI

LIVING - NOW LEASING

84
80
Fwy. West

H&R BLOCK
5815
Sorry We're CLOSED
1-800-HRBLOCK

mazda
Oregon
XGY 907
HONDA
UGV 075

COMING SOON. RIGHT HERE.
the Round
at Beaverton Central
FOR INFO: 241-7251
DEVELOPER:
BCB GROUP-DEVELOPERS
ARCHITECT:
STASTNYBRUN ARCHITECTS
ENGINEER:
KURAHASHI & ASSOCIATES
CONTRACTOR:
BINGHAM CONSTRUCTION INC.

Energy | Technology
for the 21st Century
MICROCLIMATES
RMM-INC
Framing Specialist
(503) 381-3767
(503) 381-4142
COMING SOON. RIGHT HERE.
FOR INFO: 241-7251

TRESPASSING
5.08.405

CHERRY CITY ELECTRIC

PRIVATE
PARKING

Save time with nonstop service to Tokyo.
1-800-225-2525
MAX

24 HOUR FITNESS
SPORT
24 HOUR FITNESS
SPORT
THE ROUND
Complimentary
VALET
PARKING

How Portland Downtown Employees Get to Work

	2001	2003	2005
Walk	2%	3%	4%
Bike	3%	4%	6%
Carpool	5%	8%	4%
Bus	25%	25%	23%
Light Rail	20%	15%	14%
Drive Alone	44%	44%	48%
Street Car	1%	1%	1%

Source: Portland Business Alliance, 2006